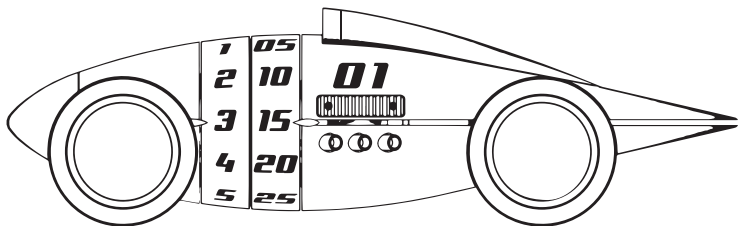



L'EPEE
1839

Belly Tank Racer

User Instructions



designed by Eric Meyer

Congratulations

You have just acquired *Belly Tank Racer* ,
an advanced mechanical timepiece from L'Epée 1839.

Developed and manufactured with passion and care
by L'Epée 1839's master watchmakers in Delémont,
Switzerland.

Important information

Belly Tank Racer

should never be in contact with any liquids even in vaporized form. If it occurs, the clock should be serviced immediately. Use only a soft and dry cloth to clean the clock. Dust and particles contained in the cloth could scratch parts. Do not use any kind of cleaning products to wipe the clock. It is recommended to keep the clock distant from any source of heat or vibrations. To preserve the longevity and functionality of Time Fast, do not permanently expose the clock to direct sunlight or in a humid/dusty place.

A simple contact on certain pieces can generate delays in timekeeping, which can only be solved by servicing. Fingerprints will also damage the coating.

Our clocks are developed to ensure optimal accuracy and reliability. It is well accepted for a fine mechanical clock to have a few seconds' variation per day and our clocks are set so as not to delay. However if you should notice a bigger variation, please contact an authorized dealer who will advise you, or a L'Épée 1839 technical support center which will proceed with the necessary adjustment.

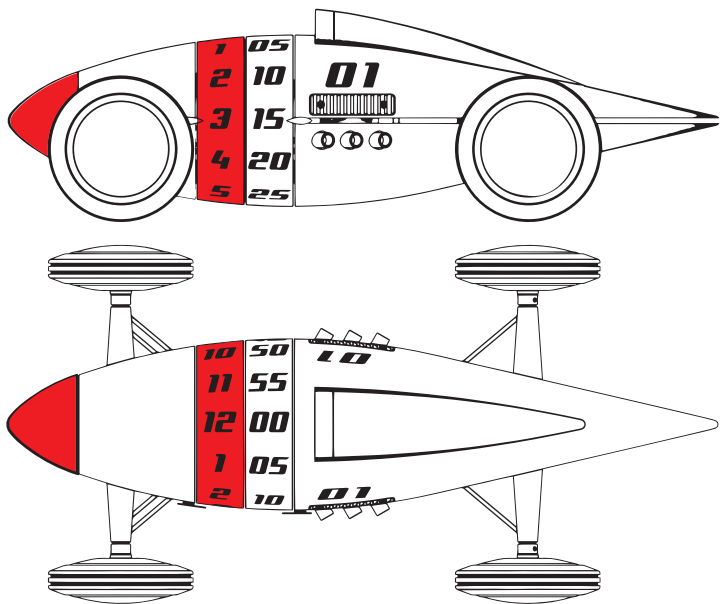
As for all horological pieces of art, it is recommended to periodically service your clock. A mechanical masterpiece requires fine oils for the lubrication of the movement. These oils deteriorate over the years. We therefore advise having the movement serviced every 3 to 5 years. Be aware that the optimal period between services can vary depending on the surrounding environmental conditions.

Important information

Please be careful to never touch the red parts on the picture here under.

Be careful with the dials when manipulating the car. Do not place your fingers on them. In case of intrusion, a service will be needed.

There are no brakes, therefore always place the clock on a flat table.

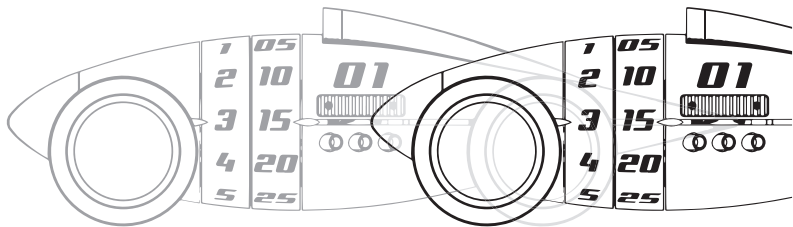


Kinetic Sculpture

Belly Tank Racer

can move forward with your impulsion.
Be careful to not make it fall from a table.

Moving it backward will wind the movement.



Move forward = Play!

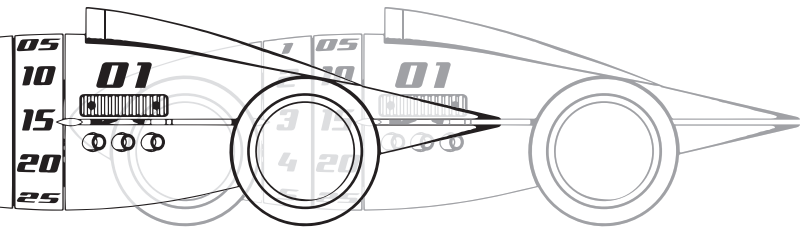
Winding the Movement

To wind the movement, make the car go backward, exactly like a pull-back car.

The movement should be fully wound every 8 days.

Be sure to wind up the spring completely. At the end of the winding procedure, you will feel the necessary force increase significantly; do not wind further as this is the sign that the movement is fully wound.

Once the movement is fully wound, you will not be able to move the car backward anymore. Do not force.



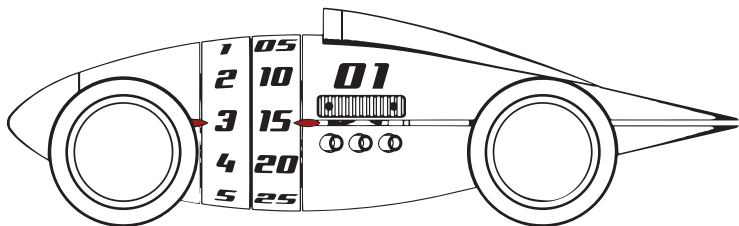
Move backward = Wind the movement

Hours and Minutes Display

Hours and minutes are displayed by two arrows on the side of *Belly Tank Racer*

Exemple :

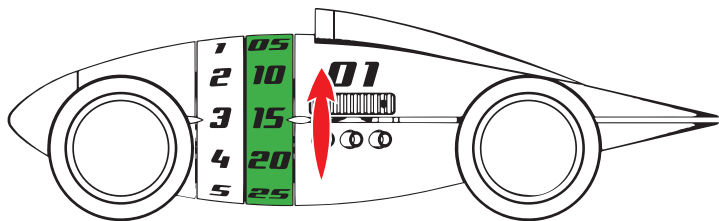
Here it is 3:15



Setting the Time

To set the time, gently turn the minutes cylinder clockwise (towards the top) until the correct time is set.

-  Be careful :
- Not to move the hours disc



L'Epée 1839

Swiza Sa Manufacture
rue St-maurice 1
PO BOX 973
2800 Delémont
Switzerland

Customer Service:
Tel. +41 (0)32 421 94 05
Mail. sav@swiza.ch

www.lepee1839.ch